

## How to Make an Online Payment without Tuition Charges

1. Click on the **LaVerne Portal** and login with your user name and email password.
2. Click on **Financial Aid & StudentAccounts**.
3. Click on **Student Account Services**.
4. Click on the **My Student Account Center**.
5. Click on **Make a Payment (right)**.
6. Scroll down to available items and select **View all items**.

University of La Verne Make a Payment

Overview

Make a Payment

Payments

Sign Out

Available items

Would you like to

**Appeal Fee - Graduate**  
\$50.00  
[View details](#)

**Graduation Fee : College of Law**  
\$300.00  
[View details](#)

**Graduation Fee : Doctoral Degree**  
\$300.00  
[View details](#)

**Graduation Fee: Associate Degree**  
\$140.00  
[View details](#)

**Graduation Fee: Masters Degree**  
\$160.00  
[View details](#)

[View all items](#)

7. Select **Pending Charge**.

**Appeal Fee - Graduate**  
\$50.00  
[View details](#)

**Appeal Fee - Undergraduate**  
\$50.00  
[View details](#)

**Graduation Fee : College of Law**  
\$300.00  
[View details](#)

**Graduation Fee : Doctoral Degree**  
\$300.00  
[View details](#)

**Graduation Fee: Associate Degree**  
\$140.00  
[View details](#)

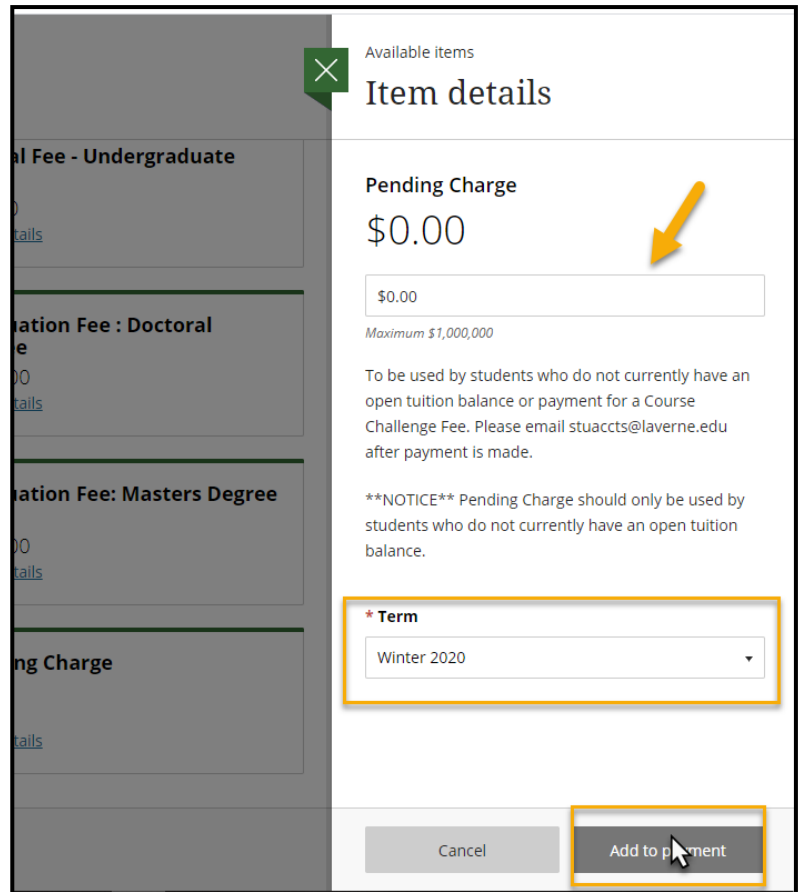
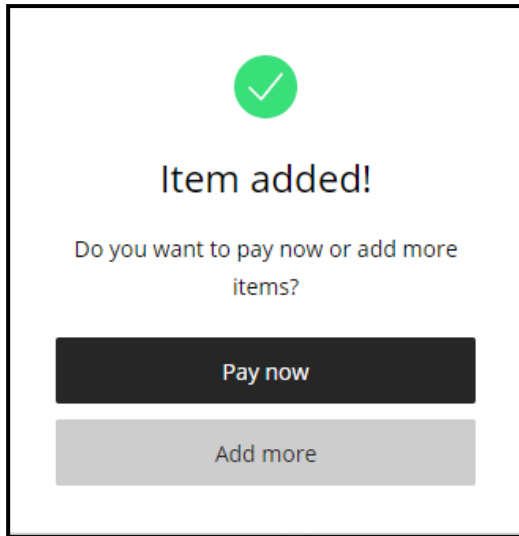
**Graduation Fee: Masters Degree**  
\$160.00  
[View details](#)

**Graduation Fee: Undergraduate Degree**  
\$140.00  
[View details](#)

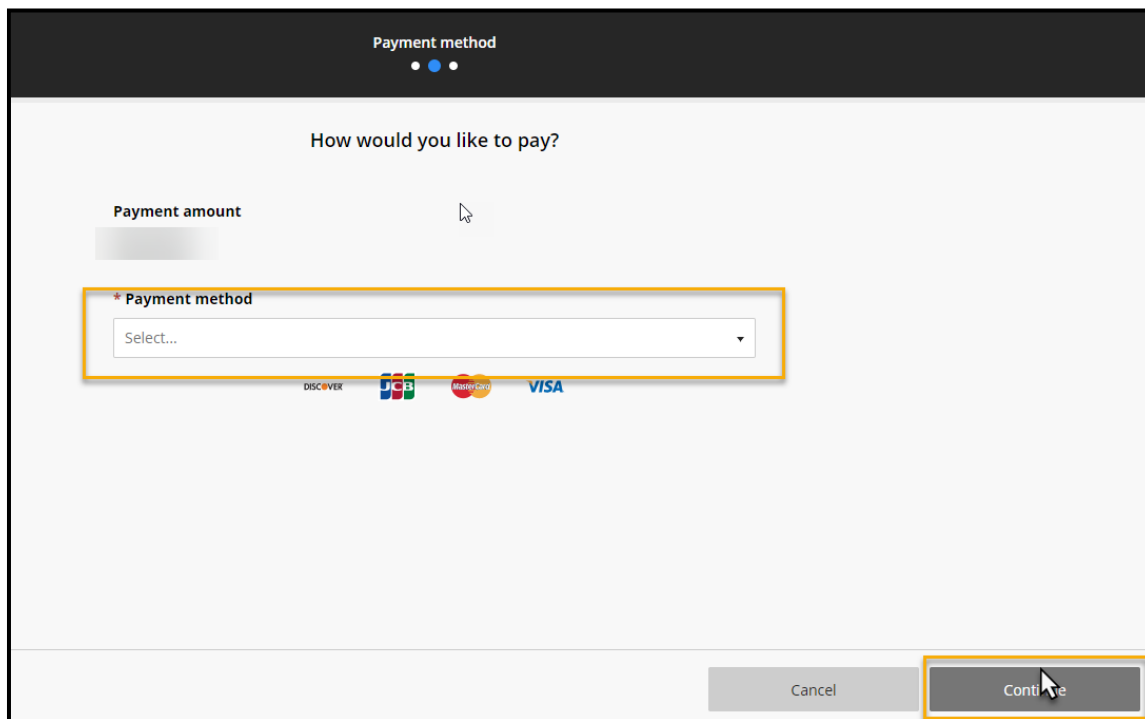
**Pending Charge**  
\$0.00  
[View details](#)

8. Enter the **desired dollar amount**, select the Term/Semester that the payment will be applied to, and select **Add to payment** to finalize your selection (right).

9. Once item has been added, you can **Pay now** or **Add more**.



10. Confirm your **payment method** (new or saved), then click **Continue** to finalize your payment.



**Questions? Contact the Office of Student Accounts at [stuacct@laverne.edu](mailto:stuacct@laverne.edu) or 909-448-4060.**