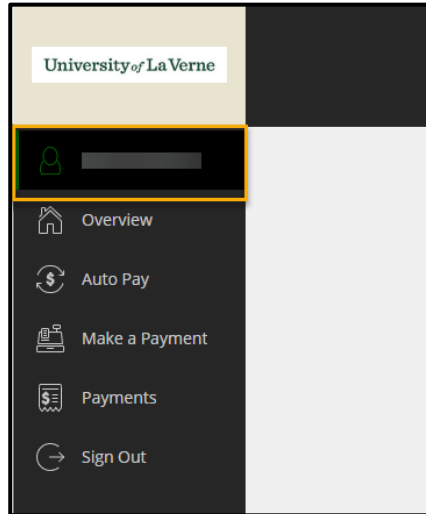
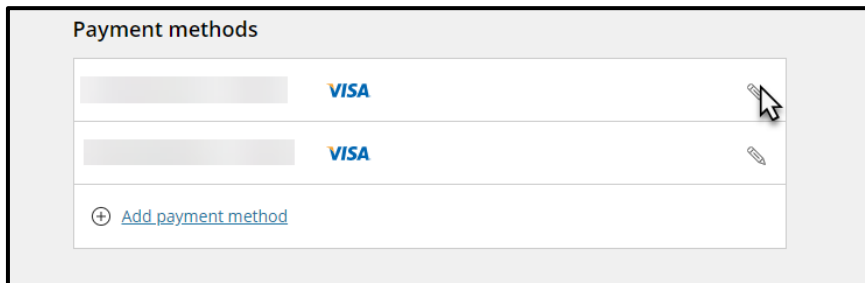


## How to Delete a Saved Payment Method

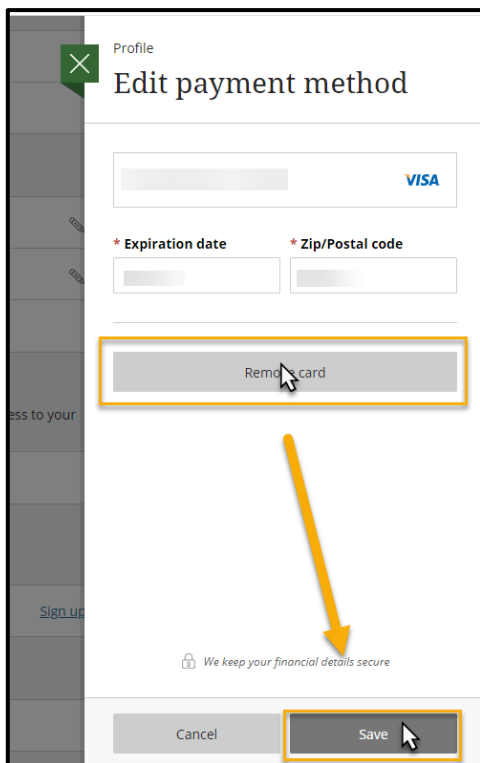
1. Click on the **LaVerne Portal** and login with your user name and email password.
2. Click on **Financial Aid & StudentAccounts**.
3. Click on **Student Account Services**.
4. Click on the **My Student Account Center**.
5. Click on tab that reflects the **student name**. This will take you to your **profile**.



6. Select the **pencil icon** next to the payment method you would like to delete.



7. Confirm payment method you would like to remove and click **Remove card** and then **Save**.



**Questions? Contact the Office of Student Accounts at [stuacct@laverne.edu](mailto:stuacct@laverne.edu) or 909-448-4060.**