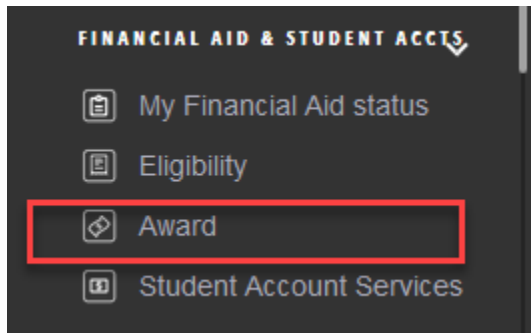
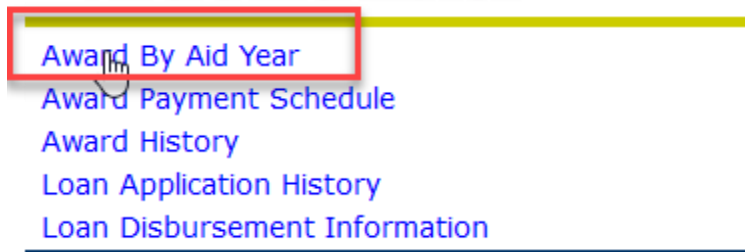


1. Go to myportal.laverne.edu and login
2. Under Financial Aid & Student Accts, click on Award




3. Then Select Award by Aid Year

Award Information



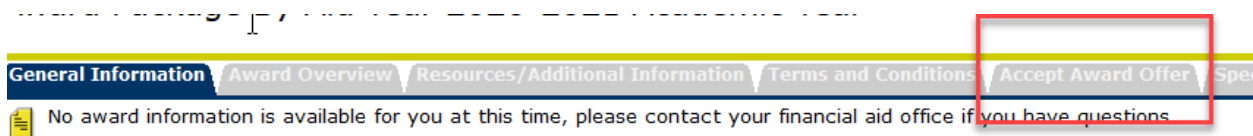
4. Select 2021-2022

Select Aid Year

 Some financial aid information is determined by **Aid Year** button.

Select Aid Year

5. Click on Accept Award Offer and you can view your award letter and accept



6. Review award and accept or decline the desired amount.
7. When you accept the ULV loan, you will receive an email within 24 hours from Webmaster ECSI with additional instructions on how to complete your loan documents.