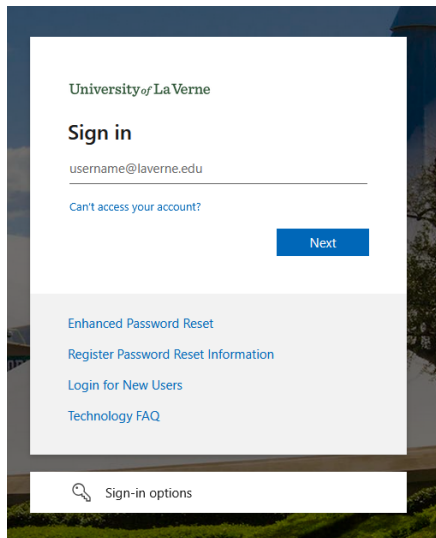


How to access your MyLaVerne Portal/My Student Account Center:

Start by logging into the portal by entering myportal.laverne.edu in your browsers search bar.

Use your email credentials to log in to the portal.

Enter your email first:



University of La Verne

Sign in

username@laverne.edu

Can't access your account?

Next

[Enhanced Password Reset](#)

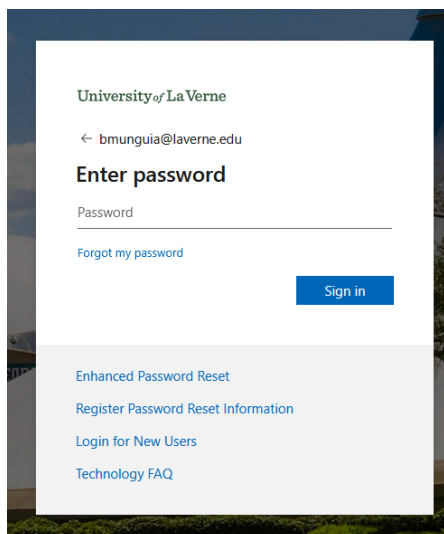
[Register Password Reset Information](#)

[Login for New Users](#)

[Technology FAQ](#)

[Sign-in options](#)

Enter your password on the next page:



University of La Verne

← bmunguia@laverne.edu

Enter password

Password

[Forgot my password](#)

Sign in

[Enhanced Password Reset](#)

[Register Password Reset Information](#)

[Login for New Users](#)

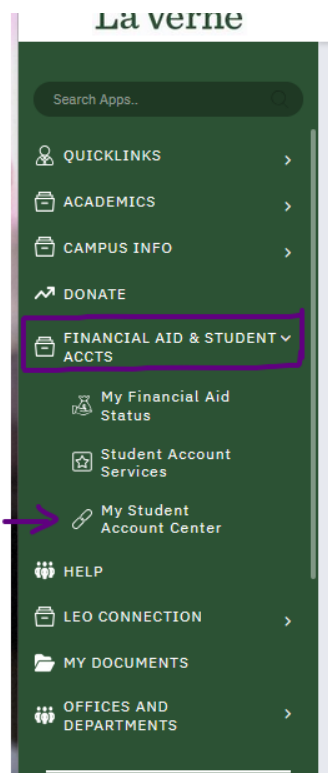
[Technology FAQ](#)

Office of Student Accounts
1950 3rd Street—La Verne, California 91750
(909) 448-4060—stuacct@laverne.edu

How to access your MyLaVerne Portal/My Student Account Center:

Note: you will need to use your full email address provided. If you are having any issues related to your username/password while logging in please contact the HelpDesk at 909-448-4130 or help@laverne.edu.

On the left side of the screen, reference the dropdown menu that reads “FINANCIAL AID & STUDENT ACCOUNTS” in the green “Launchpad.” Then click on the “My Student Account Center” link.



Here, you will be able to access the details related to your Student Account.

If you have questions related to your student account, please contact the Student Accounts Department at 909-448-4060 or stuacct@laverne.edu.

Thanks for watching!

[Please tell us about your experience with us by clicking here.](#)

Office of Student Accounts
1950 3rd Street—La Verne, California 91750
(909) 448-4060—stuacct@laverne.edu