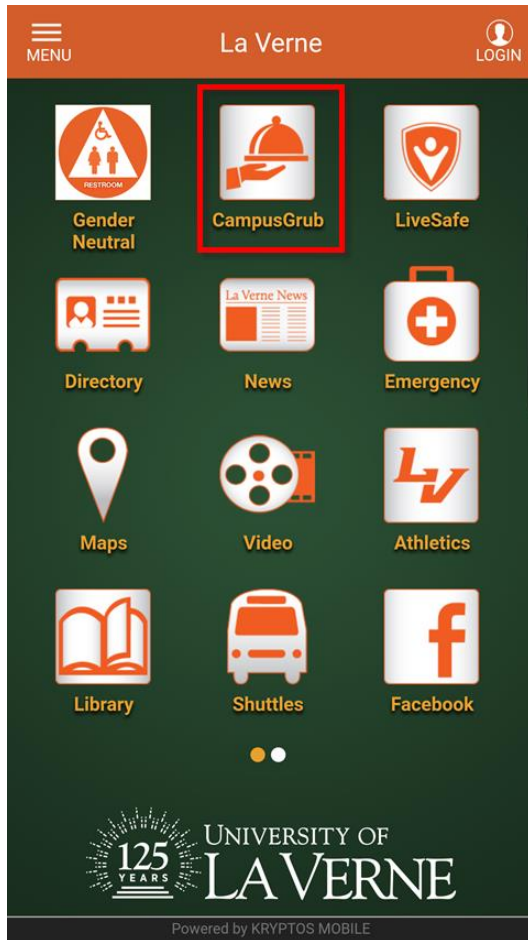


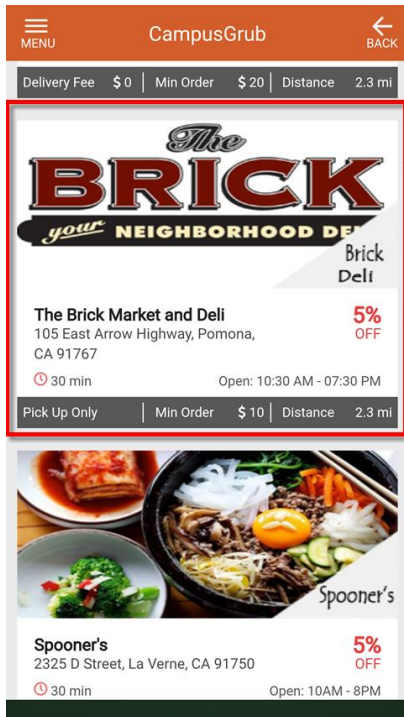
## Instructions for ordering from CampusGrub

1. Open your MyLaverne mobile application and select '**CampusGrub**'

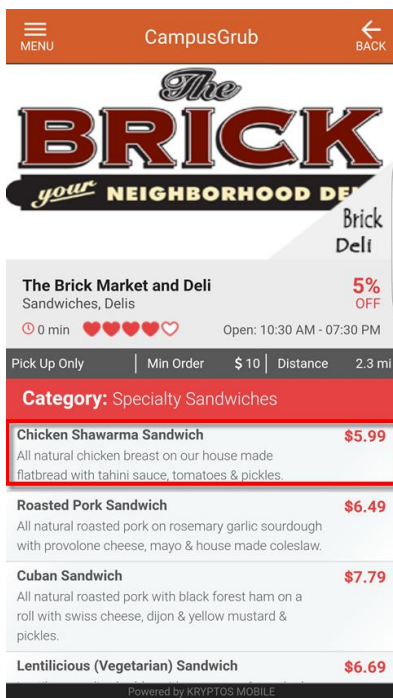


## 2. Ordering from CampusGrub:

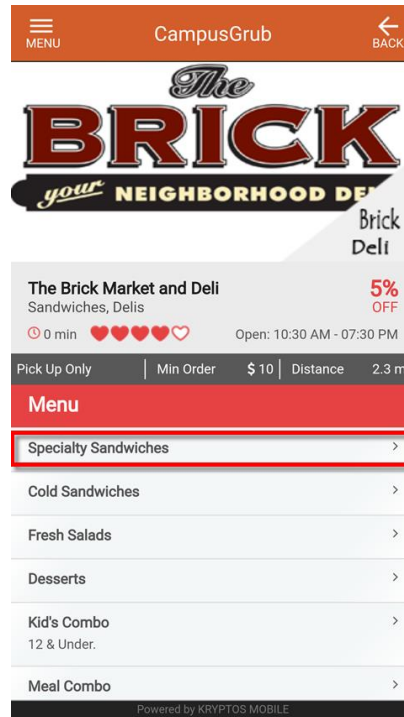
a. Select desired restaurant



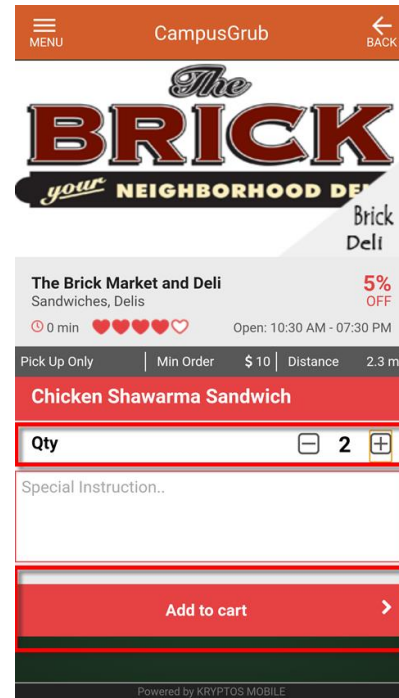
d. Select item



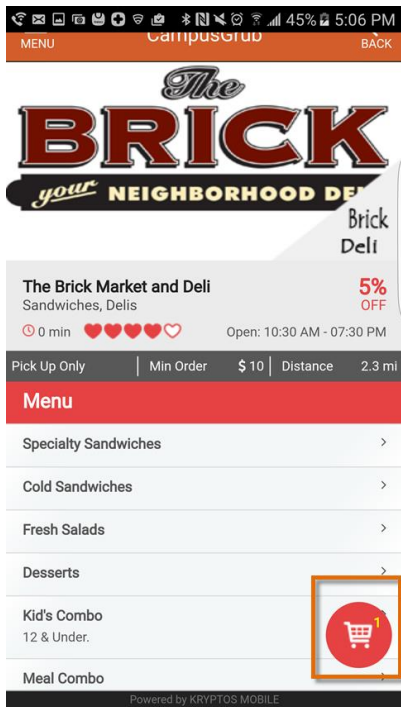
b. Select from the menu options



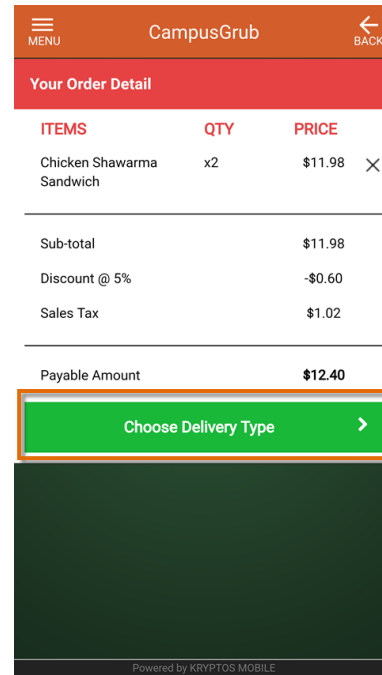
e. Add the quantity and select add to cart



f. Once you are ready go to the cart



g. View your order detail and select 'Choose Delivery Type'



\*Note: Your cart will need to meet the minimum requirements to get the 5% discount.

h. Choose Delivery Type and select 'Go To Order Summary'



- Next you will enter your information so that the restaurant may contact you and confirm your order. *(This step is required to continue with your order.)*

The screenshot shows the CampusGrub app interface. At the top, there is a navigation bar with a menu icon, the text "CampusGrub", and a back arrow. Below the navigation bar, the text "Please enter your details." is displayed. The form contains four input fields: "FirstName" with the value "Rebeca", "LastName" with the value "Renderos", "Email" with the value "Firstname.lastname@laverne.edu", and "Phone" with the value "9095551234". A blue dot is visible below the phone number field.

A green button with the text "Save Details" is shown. Below the button, the text "Powered by KRYPTOS MOBILE" is visible.

- Now provide your card information and select pay. *Please view Terms and Conditions for more information on security*

The screenshot shows the CampusGrub app interface. At the top, there is a navigation bar with a menu icon, the text "CampusGrub", and a back arrow. Below the navigation bar, the text "I have read and agree to the [Terms and Condition](#)" is displayed. The form contains four input fields: "CARD NUMBER", "Expiry Month(MM)", "Expiry Year(YYYY)", and "CVC". Below the form, there is a green button with the text "PAY \$12.40" and the text "or cancel process" next to it. At the bottom of the screen, the text "Powered by KRYPTOS MOBILE" is visible.

5. Now you will receive an email which will require you to confirm your order.
6. Finally you will get an email and a phone call to confirm your order and give you a time estimate.
7. Enjoy your tasty meal!